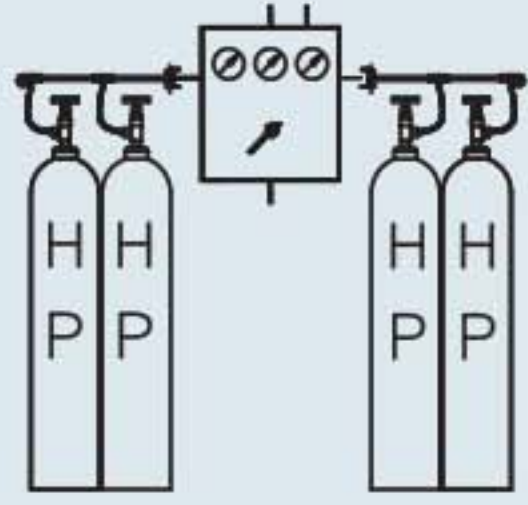
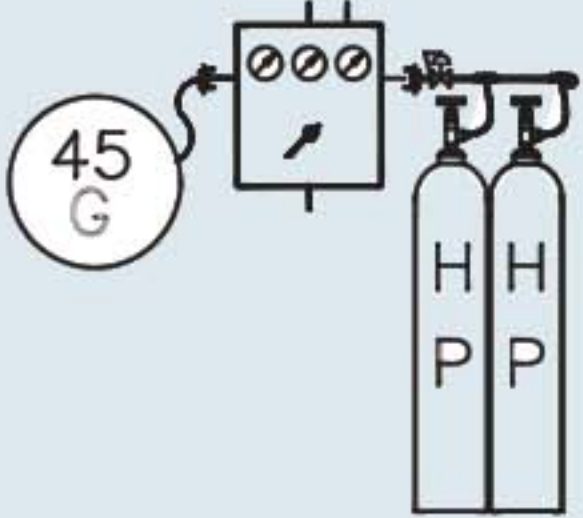
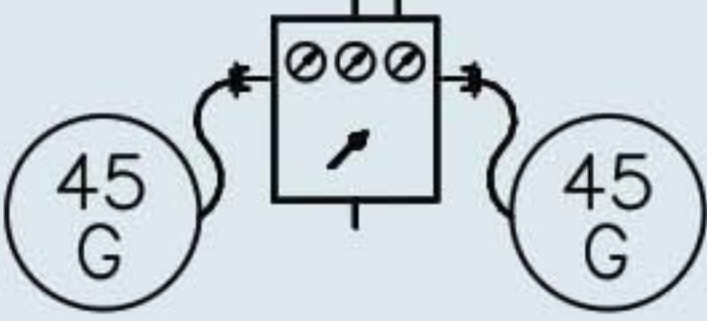
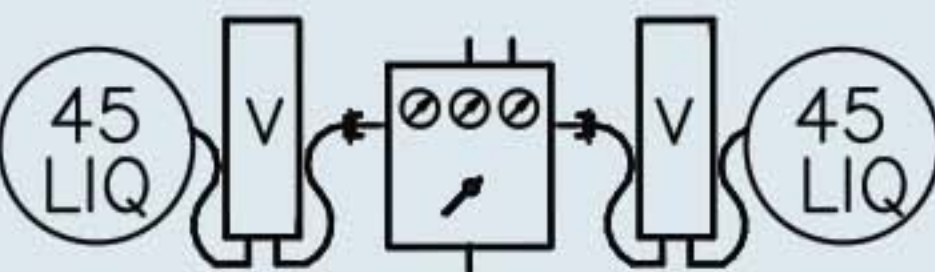
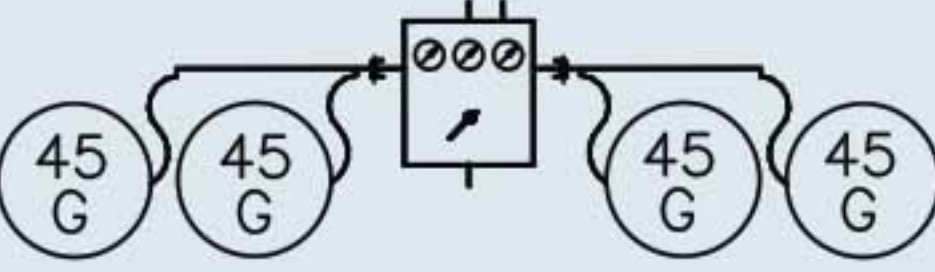




## *Oxygen Supply Systems*

### **Need an oxygen service but cannot have a bulk tank?**

*PCCI Hyperbaric Systems can provide code compliant oxygen service solutions for most situations. PCCI has vast experience in design & construction of oxygen supply systems that support multiple monoplace or multiplace chambers. PCCI provides turn-key installation services including obtaining permits from governing authorities, development of hyperbaric facility plans and comprehensive management of installations & commissioning.*

Oxygen Service Model Number	Manifold Model Number	External Vaporizers	General Set-up	Flow Capacity (SCFM)		Oxygen Capacity Gallons (SCF)		Space Required (Sq Feet) Note 4		Applicable Rules Note 1	Applications
				Cont. Note 4	Surge Note 2	Primary	Secondary	Minimum	Recom- mended		
1K700	Western (HP Series)	No		11	11	- (500)	- (500)	18	30	NFPA-99 Chapter 14	<u>Monoplace:</u> 1 patient breathing service <u>Multiplace:</u> Up to 2 patient circuits
5K350	Western (Liquid Series)	No		5.8	11	45 (4500)	- (500)	24	48	NFPA-99 Chapter 14	<u>Monoplace:</u> 1 patient breathing service <u>Multiplace:</u> Up to 3 patient circuits
9K350	Western (Liquid Series)	No		5.8	11	45 (4500)	45 (4500)	24	48	NFPA-99 Chapter 14	<u>Monoplace:</u> 1 patient breathing service <u>Multiplace:</u> Up to 3 patient circuits
9K750	Western (Liquid Series)	Yes		11	11	45 (4500)	45 (4500)	32	80	NFPA-99 Chapter 14	<u>Monoplace:</u> 1 oxygen ventilation chamber <u>Multiplace:</u> Up to 6 patient circuits
18K700	Western (Liquid Series)	No		11	11	90 (9000)	90 (9000)	40	80	NFPA-99 Chapter 14	<u>Monoplace:</u> 1 oxygen ventilation chamber <u>Multiplace:</u> Up to 6 patient circuits

#### NOTES:

1. NFPA-99 Ch. 14: Hyperbaric facility use only. NFPA-99 Ch. 4: Meets requirements for general purpose "Health Care Facility".
2. Surge ratings apply to time periods of less than 1 minute duration.
3. Continuous ratings are based on assumed duty cycle of not more than 10 hrs/day. Larger vaporizers required for 24/7 service applications.
4. Figures listed are estimated only. It's recommended to include allowances for adequate access. Actual requirements may be affected by local site conditions.
5. Cylinders are not included. If needed, cylinders are available for purchase separately.



Portable high  
pressure  
cylinder



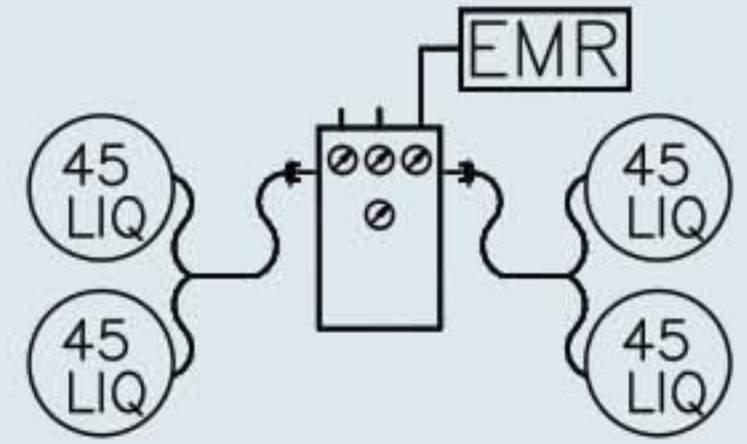
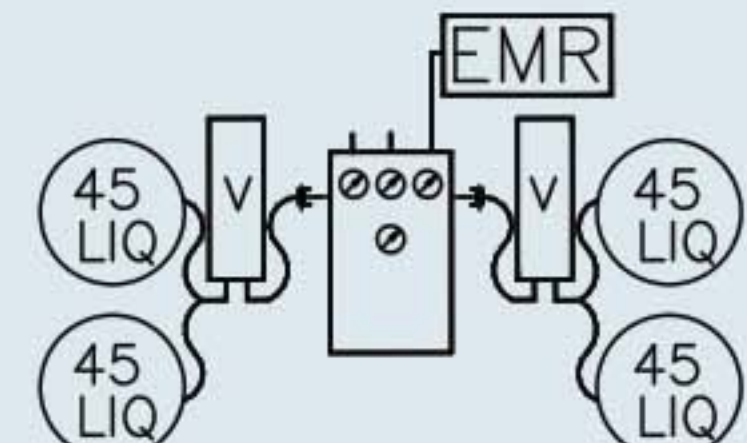
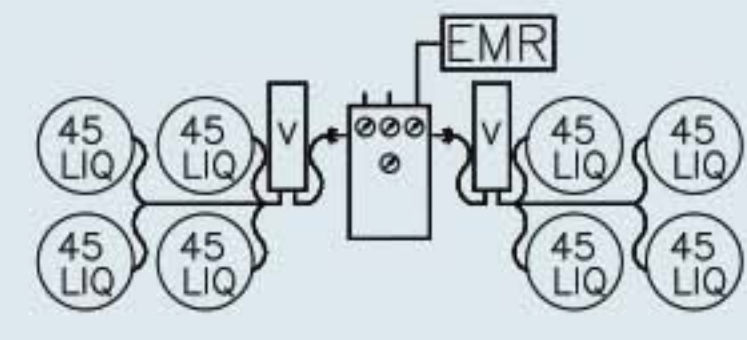
Portable liq-  
uid cylinder  
using gas  
outlet  
45 gallon  
capacity



Portable liq-  
uid cylinder  
using liquid  
outlet  
45 gallon  
capacity



External  
vaporizer

Oxygen Service Model Number	Manifold Model Number	External Vaporizers	General Set-up	Flow Capacity (SCFM) Cont. Note 4	Surge Note 2	Oxygen Capacity Gallons (SCF) Primary Secondary	Emergency Reserve Supply (SCF)	Space Required (Sq Feet) Minimum	Note 4 Recommended	Applicable Rules Note 1	Applications
19K700	PCCI (MHC1)	No		11	50	90 (9000)	90 (9000)	1000	50	80	NFPA-99 Chapter 14 Chapter 5 <u>Monoplace:</u> 1 oxygen ventilation chamber <u>Multiplace:</u> Up to 6 patient circuits <u>General:</u> Clinic and small hospitals
20K1000	PCCI (MHC1)	Yes		33	50	90 (9000)	90 (9000)	2000	50	80	NFPA-99 Chapter 14 Chapter 5 <u>Monoplace:</u> Up to 2 oxygen ventilation chambers <u>Multiplace:</u> Up to 16 patient circuits <u>General:</u> Clinic and small hospitals
39K1500	PCCI (MHC1-ULTRA)	Yes		50	TBD	180 (18000)	180 (18000)	3000	70	100	NFPA-99 Chapter 14 Chapter 5 NFPA-50 <u>Monoplace:</u> 3-4 oxygen ventilation chambers <u>Multiplace:</u> Up to 24 patient circuits <u>General:</u> Larger hospitals

#### NOTES:

1. NFPA-99 Ch. 14: Hyperbaric facility use only. NFPA-99 Ch. 4: Meets requirements for general purpose "Health Care Facility".
2. Surge ratings apply to time periods of less than 1 minute duration.
3. Continuous ratings are based on assumed duty cycle of not more than 10 hrs/day. Larger vaporizers required for 24/7 service applications.
4. Figures listed are estimated only. It's recommended to include allowances for adequate access. Actual requirements may be affected by local site conditions.
5. Cylinders are not included. If needed, cylinders are available for purchase separately.



Emergency reserve oxygen supply  
(HP bottles)



Portable liquid cylinder using liquid outlet  
45 gallon capacity



External vaporizer

Oxygen Service Model No.	Components included in Kit (Notes 1 & 2)
1K700	Western HP Series manifold complete with external power supply and dual 2-bottle supply headers with pigtails. A discharge line isolation valve (source shut-off valve per NFPA rules), discharge line relief valve (75 psig std) with all the necessary fittings and a set of NFPA required signage.
5K350	Western LC Series manifold complete with external power supply, 6' long CGA-540 low-pressure gas hose and 2-bottle HP reserve headers with pigtails and a step-down pressure regulator. A discharge line isolation valve (source shut-off valve per NFPA rules), discharge line relief valve (75 psig std) with all the necessary fittings and a set of NFPA required signage.
9K350	Western LC Series manifold complete with external power supply and two 6' long CGA-540 low-pressure gas hoses. A discharge line isolation valve (source shut-off valve per NFPA rules), discharge line relief valve (75 psig std) with all the necessary fittings and a set of NFPA required signage.
9K750	Western LC Series manifold complete with external power supply, two 6' long CGA-540 cryogenic gas hoses, two external vaporizers (PCCI size 1), six CGA-440 low-pressure cryogenic liquid hoses and all necessary interconnecting fittings. A discharge line isolation valve (source shut-off valve per NFPA rules), discharge line relief valve (75 psig std) with all the necessary fittings and a set of NFPA required signage.
18K700	Western LC Series manifold complete with external power supply and hoses for connecting two sets of dual portable liquid oxygen cylinders. A discharge line isolation valve (source shut-off valve per NFPA rules), discharge line relief valve (75 psig std) with all the necessary fittings, a set of NFPA required signage and a set of restraints for four liquid oxygen cylinders.
19K700	PCCI Model MHC1 manifold complete with four 6' long CGA-540 cryogenic gas hoses, two 4' long CGA-440 cryogenic liquid hoses and a 4-bottle HP emergency reserve header with a pressure switch and pigtails. A discharge line isolation valve (source shut-off valve per NFPA rules), discharge line relief valve (75 psig std) with all the necessary fittings, a set of NFPA required signage, HP bottle restraints (1 row x 4 bottle format) and a set of restraints for four liquid oxygen cylinders.
20K1000	PCCI Model MHC1 manifold complete with two 6' long CGA-540 cryogenic gas hoses, two external vaporizers (PCCI size 2), two PCCI liquid cylinder connection centers, ten cryogenic liquid hoses with all the necessary fittings. An 8-bottle HP emergency reserve header with a pressure switch and pigtails. A discharge line isolation valve (source shut-off valve per NFPA rules), discharge line relief valve (75 psig std) with all the necessary fittings, a set of NFPA required signage, HP bottle restraints (2 row x 4 bottle format) and a set of restraints for four liquid oxygen cylinders.
39K1500	PCCI Model MHC1 oxygen manifold complete with two 6' long CGA-540 cryogenic gas hoses, two external vaporizers (PCCI size 3), four PCCI liquid cylinder connection centers, 20 cryogenic liquid hoses with all the necessary fittings. A 12-bottle HP emergency reserve header with a pressure switch and pigtails. A discharge line isolation valve (source shut-off valve per NFPA rules), discharge line relief valve (75 psig std) with all the necessary fittings, a set of NFPA required signage, HP bottle restraints (2 row x 6 bottle format) and a set of restraints for eight liquid oxygen cylinders.

#### NOTES:

- Standard description assumes an oxygen service application. Standard connection fittings for typical gases in accordance with US rules are as listed below. For locations outside the US different fittings may be required. If so, please specify when ordering.

Service	Liquid Cylinder Gas Outlet	Liquid Cylinder Liquid Outlet	Liquid Cylinder Vent Outlet	HP Cylinder Gas Outlet	Manifold Bank Inlet
Oxygen	CGA-540	CGA-440	CGA-440	CGA-540	CGA-540
Nitrogen	CGA-580	CGA-295	CGA-295	CGA-580	CGA-580
Argon	CGA-580	CGA-295	CGA-295	CGA-580	CGA-580

- All cylinder restraints are designed for wall mounting. Wall's strength must be sufficient for local seismic requirements.